

Order form 1/2

Rollin and Rollkit safety automatic cover

Please fill in these documents and send them with your order.

Company: Reference:



Rollin

- Electrical version
 Solar version



RollKit

- Electrical version
 Solar version

Tick the model required.

Pool dimensions: Length: m Width:m Vertical radius: cm
 Type of pool: Fibreglass* Steel/plastic panels* Concrete Polyblocks*

* Do not forget the concrete reinforcement for supports

Pool finish: Liner Reinforced membrane Fibreglass Tiles

Option for solar version: **coloured supports** (without information the supports will be white coloured): Beige Grey

Slats: 69 mm: White Beige Blue Grey

54 mm: Solar* * For northern european countries only

Step unit: Straight Trapezoidal Roman Inside

Note: All slats are square cut

Skimmers: On length AC On length BD On width AB On width CD

skimmer width:cm

Skimmers position: Flush with wall Proud bycm

Overflow system: On length AC On length BD On width AB On width CD

A drawing of the overflow channel is required.

Motor location: A B

Beam: Required Not required

Alu 100x100 Alu 120x100

White Beige Grey

Coping thickness: 30mm 40mm 50mm 60mm* *for 120 x 100 mm beam only

Beam supports: Hanging Hanging adjustable Inserted Surface mounted

Decking: IPÉ wood Composite wood

Dark grey Beige Brown

Measure between coping stones in the middle of the cover pit: cm

Connection box:

Safety kits: Pushlock Quicklock

Specify the colour required: White Beige Blue Grey

White Straplocking kit White Lockit

Model: Insert mounted Surface mounted Hanging mounted

Not installed Already installed (Indicate the exact position on the drawing).

Type of anchor for the Straplocking Kit Wooden copings Concrete coping stones

Sécuriwall: Yes fill-in the form No

“Read this document carefully and keep it in a safe place for a later reference”

“This safety cover is designed to prevent access to the pool for children under 5 years old.” The purpose of this cover does not replace the vigilance of the parents and/or the responsibility of adults which remains the essential factor for the protection of young children.

Attention: You have to install a separation wall to separate swimmers and the cover.

Delivery address

Name: _____

Address: _____

Postcode: _____ Country: _____

Telephone: _____ Fax: _____

Access: Truck Small lorry Other: _____

Date and Signature

Company Stamp

Please make sure you fill in all information requested in the 2 pages to avoid manufacturing delays.

Golden Coast Ltd | Fishleigh Road | Roundswell Commercial Park West | Barnstaple | Devon | EX31 3UA | T: 01271 378100 | F: 01271 371699



Rollin and Rollkit safety automatic cover

Please fill in these documents and send them with your order.

Company: Reference:



Rollin

- Electrical version
- Solar version



Rollkit

- Electrical version
- Solar version

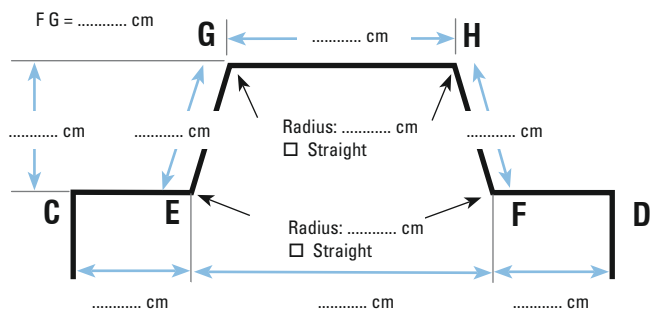
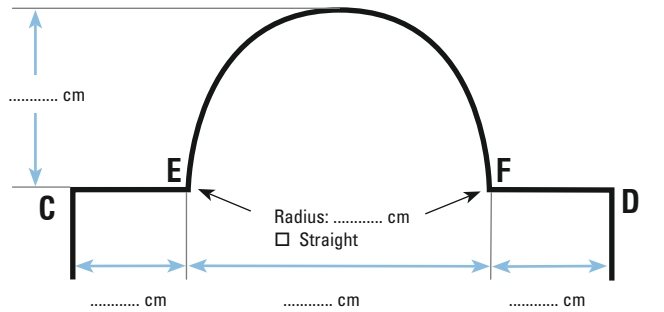
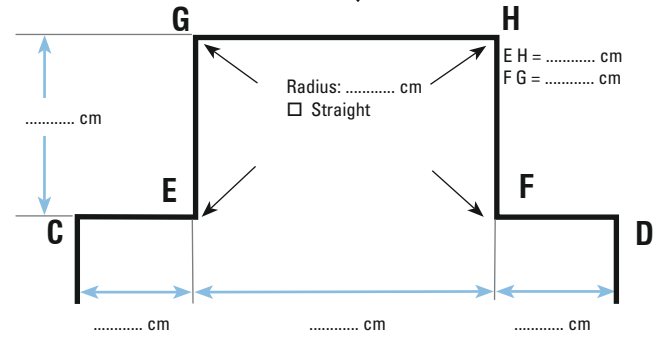
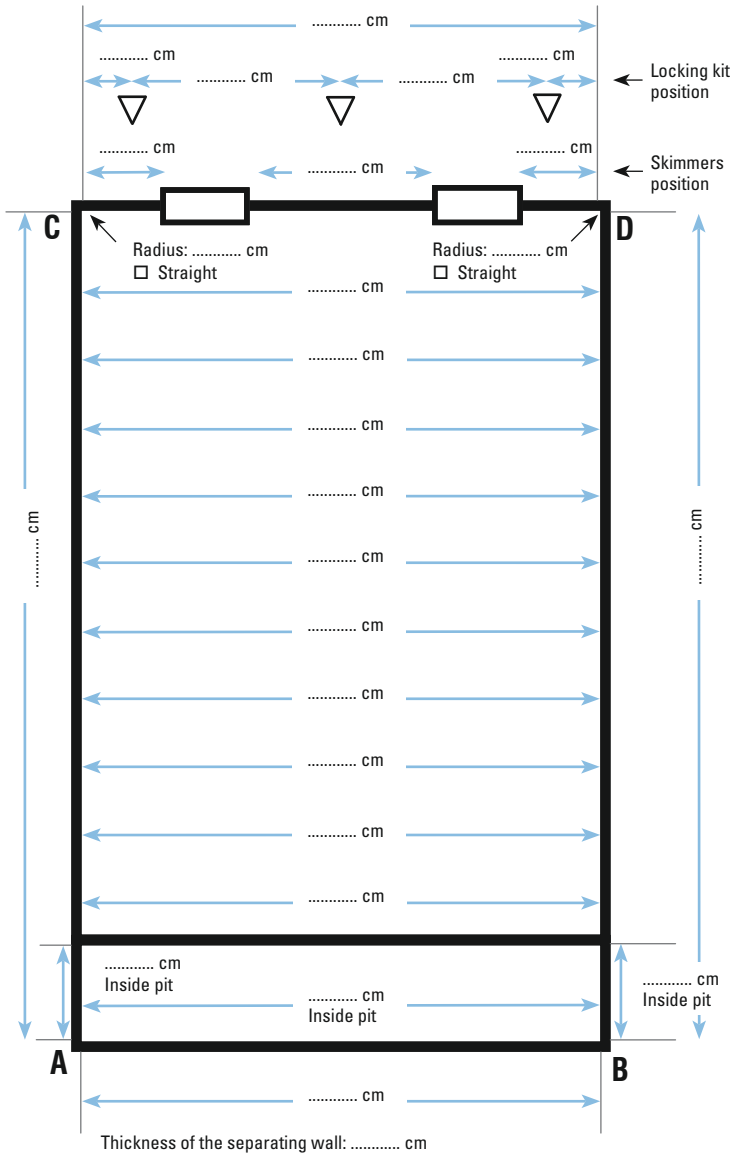
Diagonals:

A D = cm

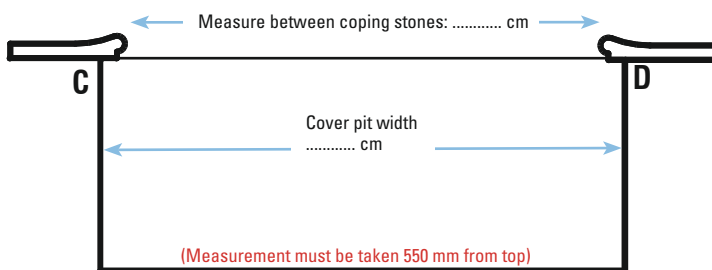
B C = cm

IMPORTANT : indicate the exact location of:

- Skimmers:
- Locking kits (if already installed)



Important: the width of the pool must be taken every meter.



Additional Information

Date and Signature	Company Stamp